



Active learning@Home provides parents and caregivers with easy-to-do CAPS-based activities per Grade to support their children's learning at home


# Play with letters and numbers

## Parent Corner

Parents help their children from an early age to develop the **skills that form the base** to read and write through play and stories. Telling or reading stories or singing songs to your children introduces them to words, as well as the sounds and meanings of these words. When children play with shapes they are not only identifying different shapes, but are also developing important skills that they will use to identify the differences in shape between letters and numbers. These are important skills that children should learn and understand in a playful manner **before** they learn formal reading and writing.

## Book of the day

**Come Stay With Me** is a story about Tendai Turtle who is invited by Busi Bunny to come stay with her, while Tendai's parents have to go his grandmother.



Read what these two are doing while together.

Download this book (it's for free and use

no data) on your smart phone:  
<https://bookdash.datafree.co/books/a-very-busy-day/>

## Online Resources



FREE online applications (Apps) recognised by the Department of Basic Education (linked to the curriculum) are available.

These provide support materials in all languages for several Grades.

2Enable register here:  
<https://www.2enable.org/>

Also visit the DBE's Cloud at:  
<https://dbecloud.org.za>

## Learning together is FUN

Do the following activities with your child. It is linked to the work that he or she is already doing in class. In this way you help him or her to stay up to date with his or her learning.

### 'n'- for needle


Children in Grade R need to learn to **connect** the sound of a letter with the shape of a letter. This should be done in a playful way.

Say the following words aloud to your child and ask him or her what sound he hears first: **net, nuts, needle, noodle, news**. Then repeat those words by first saying the 'n'-sound and then the word, for example, **n-for-net, n-for-nuts**. Ask your child to repeat each time after you and to say other words he or she knows that also start with the 'n'- sound.

Write the letter 'n' on a piece of paper. Ask him or her to build the shape of the letter 'n' using simple objects like small stones or buttons.

If there is enough space, he or she can build it really big in the yard with stones or sand.


Here is a short rhyme about the 'n' sound that you and your child can learn together:  
**n** for necklace  
**n** for neat  
**n** for noodles  
We love to eat



### Look, this is 6

Young children love to count and show how many numbers they can count. Ask your child to count from 1 to 10 using his or her fingers. Using fingers helps your child to keep track of counting.

Next, place **6 small objects like bottle tops** (or small stones) in front of your child.



Ask him or her to count aloud how many bottle tops there are. Then ask your child to also count to 6 on her fingers.

Ask your child to draw a picture of six things that he or she likes or six people who he or she knows. If your child is done, ask him or her to tell you about the picture. Ask simple questions about what was drawn.

## Play today

**Hopscotch:** Draw a hopscotch design on the ground and **number the squares from 1 to 6**. You also need a flat stone or similar object. Players take turns doing the following:

- Throw the stone into the first square.
- Jump over the first square on one leg (throughout the game a player may not jump in the square where the stone is).
- Continue to 6 and return.
- On the way back the player needs to pick up the stone.
- Remember a player may only land on two legs where the squares are side by side.
- Hand the stone to the next player to do the same.
- Then, when all done, the stone needs to land on the 2<sup>nd</sup> square.
- Play from 1 to 6 and back to 1.

It is a fun game that is exercise combined with numbers, counting, shapes, balance and many other important skills.



## Healthy Habits



Cough and sneeze into your **elbow** please



Today's colour is **GREEN**. Allow the child to look for green objects around the house and name them. Help if your child doesn't know.

Remember to keep it **PLAYFUL** and **FUN**. That is how children learn.